



WAC
SMART FANS

2025 CATALOG

WAC Smart Fans


WAC Smart Fans combine energy-efficient DC motors, smart home connectivity, sophisticated styling at competitive price points, creating a compelling ceiling fan collection that is unmatched in quality and function.

New housing styles, contemporary blade designs and beautiful finishes bring fresh possibilities for residential and commercial settings.

Integrated, dimmable LED light sources deliver energy-efficient illumination to surrounding spaces, and lighting and fan speed control is easy with Bluetooth remote or optional Bluetooth wall controls.

Or download the free MyWAC Smart Fans app and synchronize with a multitude of smart home devices for smart home control from anywhere in the world.

FINISH CODES:




AB: Aged Brass




BA: Brushed Aluminum



BN: Brushed Nickel



BZ: Bronze



DK: Distressed Koa



MB: Matte Black




MW: Matte White



OB: Oil-Rubbed Bronze



SL: Silver



SB: Soft Brass



TT: Titanium Silver

TABLE OF CONTENTS

GAGE	4 - 7
FLAIR	8 - 11
NOVELLE	12 - 15
AELLA	16 - 19
BLITZEN	20 - 23
CLEAN	24 - 27
ECLIPSE	28 - 31
HUG 44" & 52"	32 - 35
LOFT	36 - 39
MOCHA	40 - 43
MOCHA XL	44 - 47
MOD	48 - 51
ODYSSEY	52 - 55
ODYSSEY FLUSH 44" & 52"	56 - 59
ROTARY	60 - 63
STELLA	64 - 67
SWIRL	68 - 71
SWIRL 5	72 - 75
VIPER	76 - 79
ACCESSORIES	80





TITLE 24
California Energy
Commission

TITLE 20
California Energy
Commission

DC
MOTOR



PATENTED

GAGE

New for 2025

Shown: F-104L-BN/SL

52 inch: F-104L

Finish	Housing	Blade
BN/SL	Brushed Nickel	Silver
MB	Matte Black	Matte Black
MW	Matte White	Matte White

SPECIFICATIONS

52" Gage

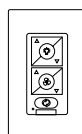
Blade:	16° Pitch, 52" Sweep, ABS
Lead Wire:	80"
Downrod:	0.75"ID x 6"H Included
Mounting Slope:	Up to 30° standard
Hanging Weight:	11.9 lbs
Total Power:	49 W
Lumens:	1991 - 2159 (Based on CCT)
LED Power:	21 W
CRI:	90
Color Temperature:	2700K, 3000K, 4000K, 5000K (selectable)
LED Rated Life:	50,000 hrs

BLUETOOTH REMOTE CONTROL



RC20-WT
Included with each fan
6 speeds
ON/OFF

OPTIONAL BLUETOOTH WALL CONTROL



WC20-WT
Optional with each fan
6 speeds
ON/OFF



F-104L-MW
Matte White

54" Gage | New for 2025

ENERGY GUIDE

Standard	High Speed	Weighted Average
Electricity	27 W	19 W
Airflow	6272 CFM	3987 CFM
Energy Costs*	-	\$6 yr
Efficiency	204 CFM/W	204 CFM/W

* Estimated annual energy cost based on \$0.12 per kWh and 6.4 hours use per day.



TITLE 24
California Energy
Commission

TITLE 20
California Energy
Commission

DC
MOTOR



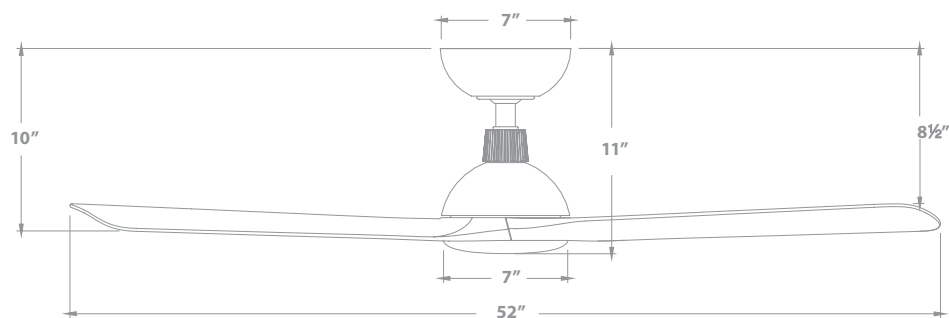
PATENTED



F-104L-MB
Matte Black



F-104L-BN/SL
Brushed Nickel/Silver







TITLE 24
California Energy
Commission

TITLE 20
California Energy
Commission

DC
MOTOR



PATENTED

FLAIR

New for 2025

Shown: F-103L-BZ

56 inch: F-103L

Finish	Housing	Blade
BZ	Bronze	Bronze
MB	Matte Black	Matte Black
MW	Matte White	Matte White

SPECIFICATIONS

56" Flair

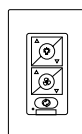
Blade:	16° Pitch, 56" Sweep, ABS
Lead Wire:	80"
Downrod:	0.75"ID x 6"H Included
Mounting Slope:	Up to 30° standard
Hanging Weight:	10.8 lbs
Total Power:	51 W
Lumens:	1991 - 2159 (Based on CCT)
LED Power:	21 W
CRI:	90
Color Tempature:	2700K, 3000K, 4000K, 5000K (selectable)
LED Rated Life:	50,000 hrs

BLUETOOTH REMOTE CONTROL



RC20-WT
Included with each fan
6 speeds
ON/OFF

OPTIONAL BLUETOOTH WALL CONTROL



WC20-WT
Optional with each fan
6 speeds
ON/OFF



F-103L-MB
Matte Black



F-103L-MW
Matte White

54" Flair | New for 2025

ENERGY GUIDE

Standard	High Speed	Weighted Average
Electricity	36 W	19 W
Airflow	6582 CFM	4246 CFM
Energy Costs*	-	\$5 yr
Efficiency	220 CFM/W	205 CFM/W

* Estimated annual energy cost based on \$0.12 per kWh and 6.4 hours use per day.



TITLE 24
California Energy
Commission

TITLE 20
California Energy
Commission

DC
MOTOR

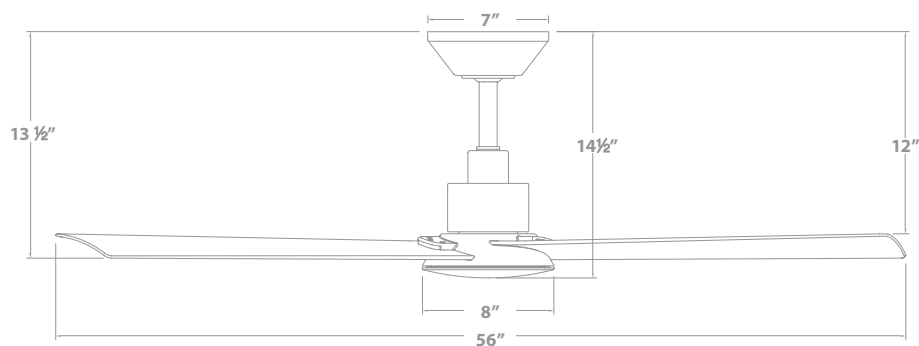


PATENTED



F-103L-BZ
Bronze

*Shown with included luminaire cover







TITLE 24
California Energy
Commission

TITLE 20
California Energy
Commission

DC
MOTOR



PATENTED

NOVELLE

New for 2025

Shown: F-109L-MW

52 inch: F-109L

Finish	Housing	Blade
MB	Matte Black	Matte Black
MW	Matte White	Matte White

SPECIFICATIONS

52" **Novelle**

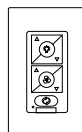
Blade:	30° Pitch, 52" Sweep, ABS
Lead Wire:	80"
Downrod:	0.75"ID x 6"H Included
Mounting Slope:	Up to 30° standard
Hanging Weight:	11.46 lbs
Total Power:	52 W
Lumens:	1497 - 1606 (Based on CCT)
LED Power:	16 W
CRI:	90
Color Temperature:	2700K, 3000K, 4000K, 5000K (selectable)
LED Rated Life:	50,000 hrs

BLUETOOTH REMOTE CONTROL



RC20-WT
Included with each fan
6 speeds
ON/OFF

OPTIONAL BLUETOOTH WALL CONTROL



WC20-WT
Optional with each fan
6 speeds
ON/OFF



F-109L-MW
Matte White

*Shown with included luminaire cover

52" Novelle | New for 2025

ENERGY GUIDE

Standard	High Speed	Weighted Average
Electricity	36 W	25 W
Airflow	4430 CFM	2774 CFM
Energy Costs*	-	\$7 yr
Efficiency	116 CFM/W	116 CFM/W

* Estimated annual energy cost based on \$0.12 per kWh and 6.4 hours use per day.



TITLE 24
California Energy
Commission

TITLE 20
California Energy
Commission

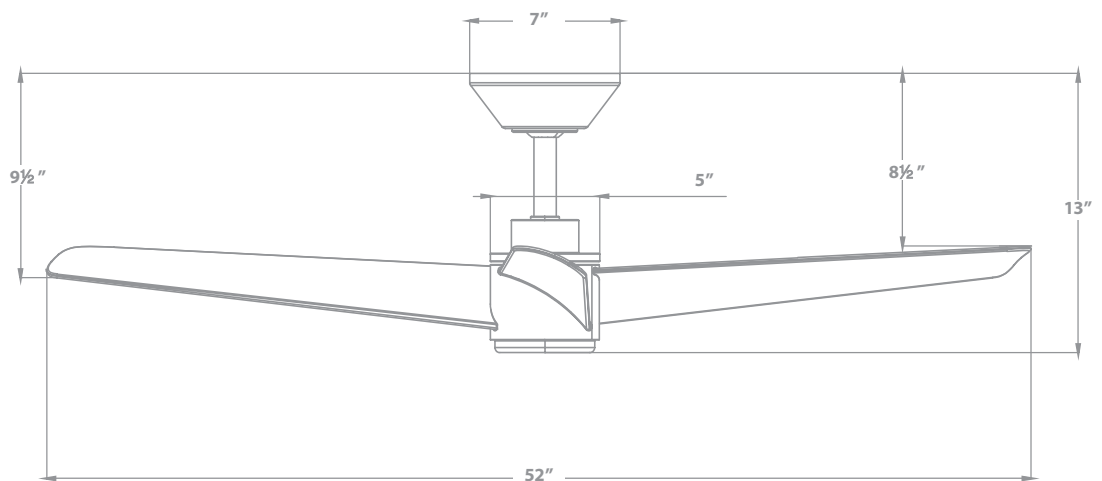
DC
MOTOR



PATENTED



F-109L-MB
Matte Black







TITLE 24
California Energy
Commission

TITLE 20
California Energy
Commission

DC
MOTOR



PATENTED

AELLA

Shown: F-096L-AB/MB

22 inch: F-096L

Finish	Housing	Blade
AB/MB	Aged Brass	Matte Black
BN/MB	Brushed Nickel	Matte Black
MB	Matte Black	Matte Black

SPECIFICATIONS

22" Aella

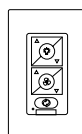
Blade:	26° Pitch, 22" Sweep, ABS
Lead Wire:	8"
Hanging Weight:	14 lbs
Total Power:	17 W
Lumens:	1200
LED Power:	16 W
CRI:	90
Color Temperature:	3000K
LED Rated Life:	50,000 hrs

BLUETOOTH REMOTE CONTROL



RC20-WT
Included with each fan
6 speeds
ON/OFF

OPTIONAL BLUETOOTH WALL CONTROL



WC20-WT
Optional with each fan
6 speeds
ON/OFF



F-096L-MB
Matte Black



F-096L-BN/MB
Brushed Nickel/Matte Black

22" Aella

ENERGY GUIDE

Standard	High Speed	Weighted Average
Electricity	14 W	14 W
Airflow	1191 CFM	758 CFM
Energy Costs*	-	\$4 yr
Efficiency	-	55 CFM/W

* Estimated annual energy cost based on \$0.12 per kWh and 6.4 hours use per day.



TITLE 24
California Energy
Commission

TITLE 20
California Energy
Commission

DC
MOTOR

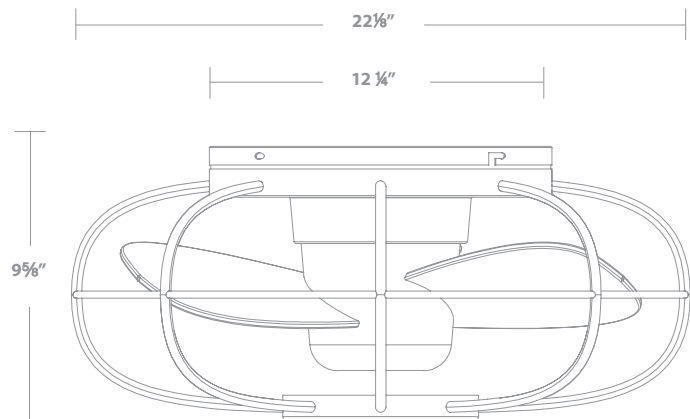


 DAMP

PATENTED



F-096L-AB/MB
Aged Brass/Matte Black







TITLE 24
California Energy
Commission

TITLE 20
California Energy
Commission

DC
MOTOR



PATENTED

BLITZEN

Shown: F-060L-MB

54 inch: F-060

54 inch: F-060L

Finish	Housing	Blade
BN	Brushed Nickel	Titanium Silver
MB	Matte Black	Matte Black
MW	Matte White	Matte White

SPECIFICATIONS

54" Blitzen

Blade:	14° Pitch, 54" Sweep, ABS
Lead Wire:	80"
Downrod:	0.75"ID x 4.5"H Included
Mounting Slope:	Up to 30° standard
Hanging Weight:	14.5 lbs

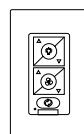
Luminaire Version

Total Power:	22 W
Lumens:	1497 - 1606 (Based on CCT)
LED Power:	16 W
CRI:	90
Color Temperature:	3000K
LED Rated Life:	50,000 hrs

BLUETOOTH REMOTE CONTROL



RC20-WT
Included with each fan
6 speeds
ON/OFF




WC20-WT
Optional with each fan
6 speeds
ON/OFF

OPTIONAL BLUETOOTH WALL CONTROL



F-060L-MB
Matte Black



F-060-BN
Brushed Nickel/Titanium Silver

*Shown with included luminaire cover

54" Blitzen

ENERGY GUIDE

Standard	High Speed	Weighted Average
Electricity	14 W	14 W
Airflow	4796 CFM	3042 CFM
Energy Costs*	-	\$5 yr
Efficiency	-	169 CFM/W

* Estimated annual energy cost based on \$0.12 per kWh and 6.4 hours use per day.



TITLE 24
California Energy
Commission

TITLE 20
California Energy
Commission

DC
MOTOR

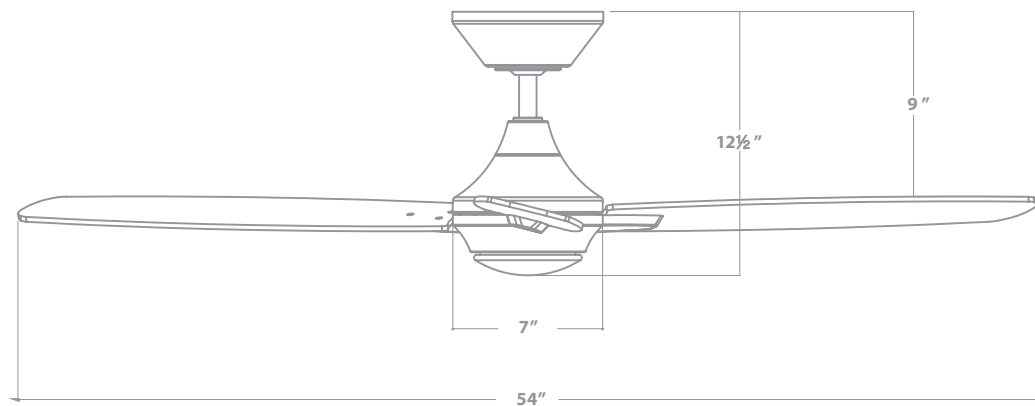


DAMP

PATENTED



F-060L-MW
Matte White







TITLE 24
California Energy
Commission

TITLE 20
California Energy
Commission

DC
MOTOR



PATENTED

CLEAN

Shown: F-003L-SB/MW

52 inch: F-003

52 inch: F-003L

Finish	Housing	Blade
BA	Brushed Aluminum	Titanium Silver
MB	Matte Black	Matte Black
MW	Matte White	Matte White
SB/MB	Soft Brass	Matte Black
SB/MW	Soft Brass	Matte White

SPECIFICATIONS

52" Clean

Blade:	20° Pitch, 52" Sweep, ABS
Lead Wire:	80"
Downrod:	0.75"ID x 4.5"H Included
Mounting Slope:	Up to 30° standard
Hanging Weight:	11 lbs

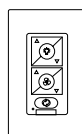
Luminaire Version

Total Power:	42 W
Lumens:	1110
LED Power:	13 W
CRI:	90
Color Temperature:	3000K
LED Rated Life:	50,000 hrs

BLUETOOTH REMOTE CONTROL



RC20-WT
Included with each fan
6 speeds
ON/OFF




WC20-WT
Optional with each fan
6 speeds
ON/OFF



F-003-MW
Matte White

*Shown with included luminaire cover



F-003-BA
Brushed Aluminum/Titanium Silver

*Shown with included luminaire cover



F-003L-SB/MB
Soft Brass/Matte Black

52" Clean

ENERGY GUIDE

Standard	High Speed	Weighted Average
Electricity	30 W	21 W
Airflow	5924 CFM	4039 CFM
Energy Costs*	-	\$6 yr
Efficiency	-	188 CFM/W

* Estimated annual energy cost based on \$0.12 per kWh and 6.4 hours use per day.



TITLE 24
California Energy
Commission

TITLE 20
California Energy
Commission

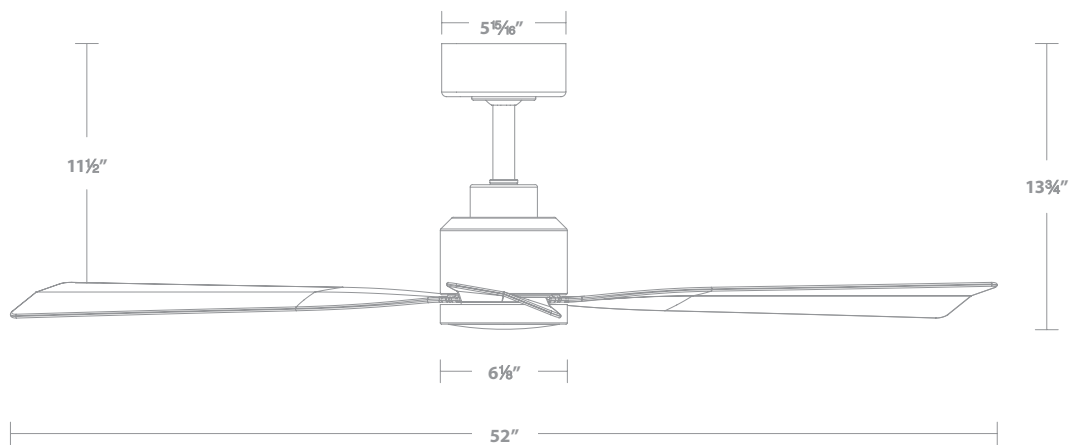
DC
MOTOR



PATENTED

F-003L-MB
Matte Black

F-003L-SB/MW
Soft Brass/Matte White







TITLE 24
California Energy
Commission

TITLE 20
California Energy
Commission

DC
MOTOR



PATENTED

ECLIPSE

Shown: F-053L-SB/MB

54 inch: F-053L

Finish	Housing	Blade
SB/MB	Soft Brass	Matte Black
SB/MW	Soft Brass	Matte White

SPECIFICATIONS

54" Eclipse

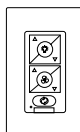
Blade:	13.5° Pitch, 54" Sweep, ABS
Lead Wire:	80"
Downrod:	0.75"ID x 4.5"H Included
Mounting Slope:	Up to 30° standard
Hanging Weight:	14 lbs
Total Power:	56 W
Lumens:	1600
LED Power:	13 W
CRI:	90
Color Temperature:	3000K
LED Rated Life:	50,000 hrs

BLUETOOTH REMOTE CONTROL



RC20-WT
Included with each fan
6 speeds
ON/OFF

OPTIONAL BLUETOOTH WALL CONTROL



WC20-WT
Optional with each fan
6 speeds
ON/OFF



F-053L-SB/MB
Soft Brass/Matte Black

54" Eclipse

ENERGY GUIDE

Standard	High Speed	Weighted Average
Electricity	36 W	25 W
Airflow	5106 CFM	3263 CFM
Energy Costs*	-	\$7 yr
Efficiency	133 CFM/W	133 CFM/W

* Estimated annual energy cost based on \$0.12 per kWh and 6.4 hours use per day.



TITLE 24
California Energy
Commission

TITLE 20
California Energy
Commission

DC
MOTOR

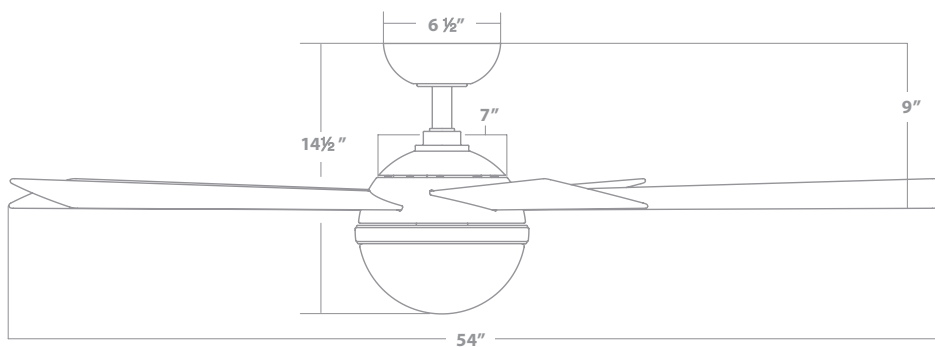


 DAMP

PATENTED



F-053L-BN/MB
Soft Brass/Matte White







TITLE 24
California Energy
Commission

TITLE 20
California Energy
Commission

DC
MOTOR



PATENTED

HUG

44" & 52"

Shown: F-037L-BN/TT

44 inch: F-036L

52 inch: F-037L

Finish	Housing	Blade
BN	Brushed Nickel	Titanium Silver
MB	Matte Black	Matte Black
MW	Matte White	Matte White

SPECIFICATIONS

44 & 52" Hug

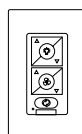
Blade:	13.5° Pitch, 44 or 52" Sweep, ABS
Lead Wire:	8"
Hanging Weight:	12 / 12.5 lbs
Total Power:	40.5 / 46 W
Lumens:	1991 -2159 (Based on CCT)
LED Power:	21 W
CRI:	90
Color Temperature:	3000K
LED Rated Life:	50,000 hrs

BLUETOOTH REMOTE CONTROL



RC20-WT
Included with each fan
6 speeds
ON/OFF

OPTIONAL BLUETOOTH WALL CONTROL



WC20-WT
Optional with each fan
6 speeds
ON/OFF



F-036L-MB
Matte Black



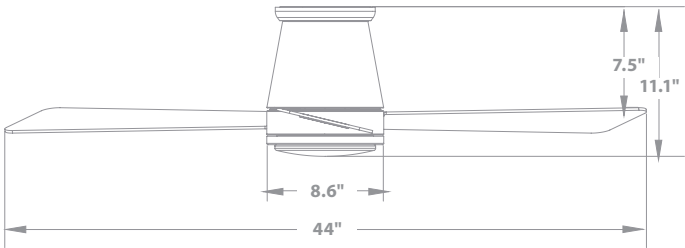
F-036L-MW
Matte White


44" Hug

ENERGY GUIDE

Standard	High Speed	Weighted Average
Electricity	20 W	16 W
Airflow	3619 CFM	2187 CFM
Energy Costs*	-	\$5 yr
Efficiency	-	133 CFM/W

* Estimated annual energy cost based on \$0.12 per kWh and 6.4 hours use per day.





TITLE 24
California Energy
Commission

TITLE 20
California Energy
Commission

DC
MOTOR



PATENTED

F-037L-BN
Brushed Nickel/Titanium Silver



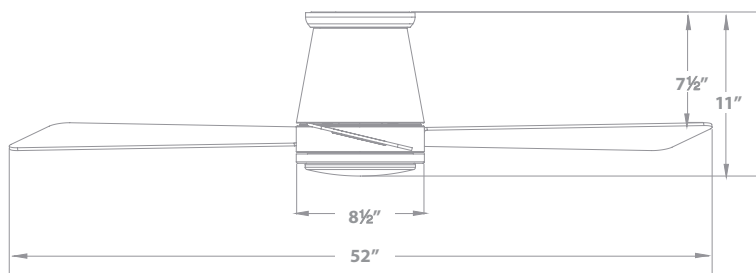
F-037L-MB
Matte Black

52" Hug

ENERGY GUIDE

Standard	High Speed	Weighted Average
Electricity	25 W	20 W
Airflow	4469 CFM	2793 CFM
Energy Costs*	-	\$6 yr
Efficiency	-	142 CFM/W

* Estimated annual energy cost based on \$0.12 per kWh and 6.4 hours use per day.







TITLE 24
California Energy
Commission

TITLE 20
California Energy
Commission

DC
MOTOR



PATENTED

LOFT

Shown: F-094L-SB/MB

38 inch: F-094L

Finish	Housing	Blade
MB	Matte Black	Matte Black
MW	Matte White	Matte White
SB/MB	Soft Brass	Matte Black

SPECIFICATIONS

38" Loft

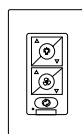
Blade:	18° Pitch, 38" Sweep, ABS
Lead Wire:	80"
Downrod:	0.75"ID x 4.5"H Included
Mounting Slope:	Up to 30° standard
Hanging Weight:	17 lbs
Total Power:	37 W
Lumens:	1110
LED Power:	13 W
CRI:	90
Color Temperature:	3000K
LED Rated Life:	50,000 hrs

BLUETOOTH REMOTE CONTROL



RC20-WT
Included with each fan
6 speeds
ON/OFF

OPTIONAL BLUETOOTH WALL CONTROL



WC20-WT
Optional with each fan
6 speeds
ON/OFF



F-094L-SB/MB
Soft Brass/Matte Black



F-094L-MB
Matte Black

38" Loft

ENERGY GUIDE

Standard	High Speed	Weighted Average
Electricity	32 W	20 W
Airflow	4057 CFM	2467 CFM
Energy Costs*	-	\$5 yr
Efficiency	-	133 CFM/W

* Estimated annual energy cost based on \$0.12 per kWh and 6.4 hours use per day.



TITLE 24
California Energy
Commission

TITLE 20
California Energy
Commission

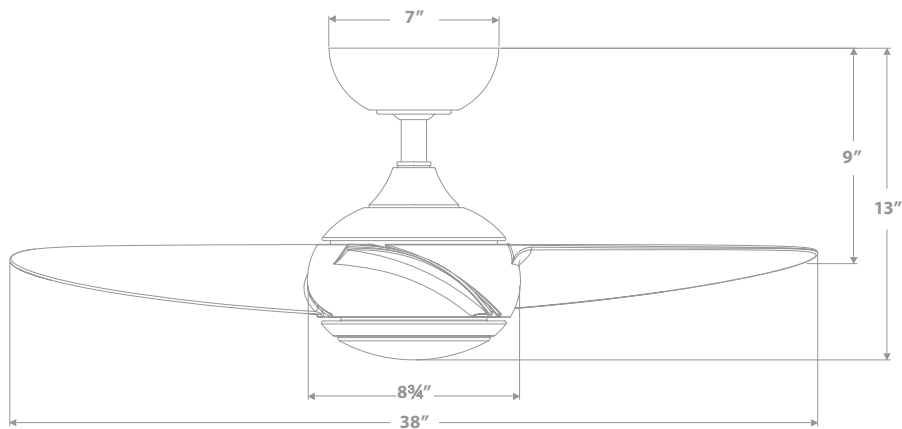
DC
MOTOR



PATENTED



F-094L-MW
Matte White





MOCHA

Shown: F-001L-OB



TITLE 24
California Energy
Commission

TITLE 20
California Energy
Commission

DC
MOTOR



PATENTED

54 inch: F-001

54 inch: F-001L

Finish	Housing	Blade
BA	Brushed Aluminum	Titanium Silver
MB	Matte Black	Matte Black
MW	Matte White	Matte White
OB	Oil-Rubbed Bronze	Bronze

SPECIFICATIONS

54" Mocha

Blade:	14° Pitch, 54" Sweep, ABS
Lead Wire:	80"
Downrod:	0.75"ID x 4.5"H Included
Mounting Slope:	Up to 30° standard
Hanging Weight:	17 lbs

Luminaire Version

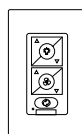
Total Power:	45 W
Lumens:	1600
LED Power:	20 W
CRI:	90
Color Temperature:	3000K
LED Rated Life:	50,000 hrs

BLUETOOTH REMOTE CONTROL



RC20-WT
Included with each fan
6 speeds
ON/OFF

OPTIONAL BLUETOOTH WALL CONTROL



WC20-WT
Optional with each fan
6 speeds
ON/OFF



F-001-OB
Oil-Rubbed Bronze

*Shown with included luminaire cover



F-001-BA
Brushed Aluminum/Titanium Silver

*Shown with included luminaire cover

54" Mocha

ENERGY GUIDE

Standard	High Speed	Weighted Average
Electricity	36 W	20 W
Airflow	6872 CFM	4633 CFM
Energy Costs*	-	\$6 yr
Efficiency	-	231 CFM/W

* Estimated annual energy cost based on \$0.12 per kWh and 6.4 hours use per day.



TITLE 24
California Energy
Commission

TITLE 20
California Energy
Commission

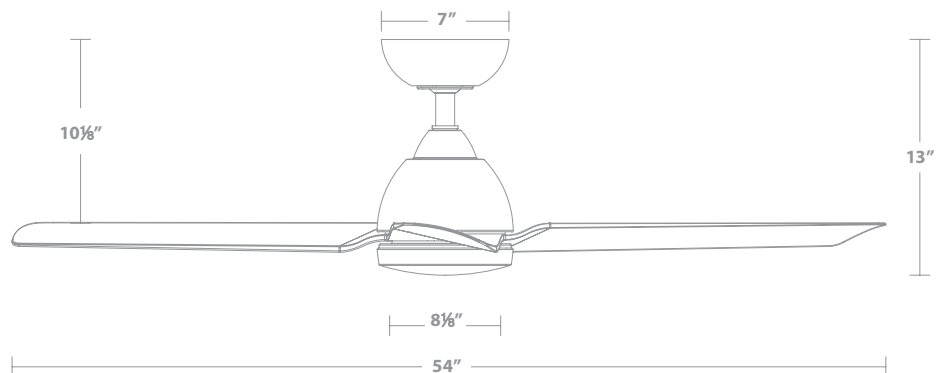
DC
MOTOR



PATENTED

F-001L-MW
Matte White

F-001L-MB
Matte Black







TITLE 24
California Energy
Commission

TITLE 20
California Energy
Commission

DC
MOTOR



PATENTED

MOCHA XL

Shown: F-064L-WT

66 inch: F-064

66 inch: F-064L

Finish	Housing	Blade
MB	Matte Black	Matte Black
MW	Matte White	Matte White

SPECIFICATIONS

66" Mocha XL

Blade:	13° Pitch, 66" Sweep, ABS
Lead Wire:	80"
Downrod:	0.75"ID x 6"H Included
Mounting Slope:	Up to 30° standard
Hanging Weight:	30 lbs

Luminaire Version

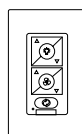
Total Power:	55 W
Lumens:	1600
LED Power:	20 W
CRI:	90
Color Temperature:	3000K
LED Rated Life:	50,000 hrs

BLUETOOTH REMOTE CONTROL



RC20-WT
Included with each fan
6 speeds
ON/OFF

OPTIONAL BLUETOOTH WALL CONTROL



WC20-WT
Optional with each fan
6 speeds
ON/OFF



F-064L-MB
Matte Black

66" Mocha XL

ENERGY GUIDE

Standard	High Speed	Weighted Average
Electricity	35 W	24 W
Airflow	10853 CFM	7723 CFM
Energy Costs*	-	\$7 yr
Efficiency	-	320 CFM/W

* Estimated annual energy cost based on \$0.12 per kWh and 6.4 hours use per day.



TITLE 24
California Energy
Commission

TITLE 20
California Energy
Commission

DC
MOTOR

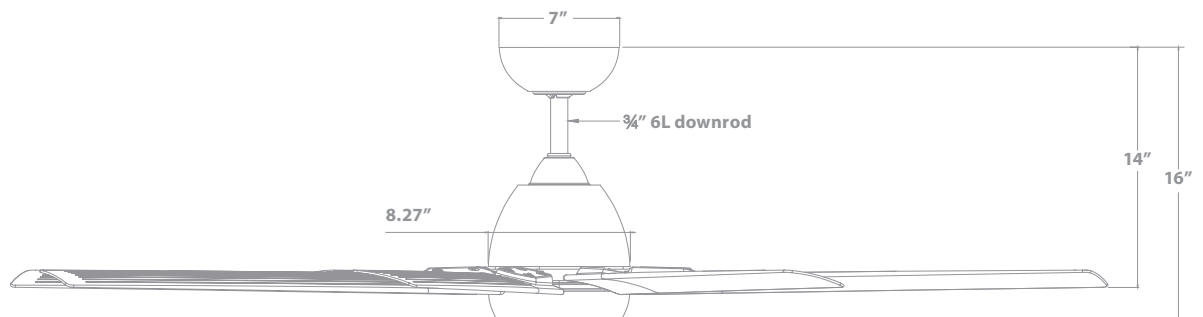


PATENTED



F-064-MW
Matte White

*Shown with included luminaire cover





MOD

Shown: F-054L-MB/DK



TITLE 24
California Energy
Commission

TITLE 20
California Energy
Commission

DC
MOTOR



PATENTED

54 inch: F-054L

Finish	Housing	Blade
MB/DK	Matte Black	Distressed Koa
SB/MB	Soft Brass	Matte Black

SPECIFICATIONS

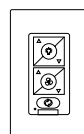
54" Mod

Blade:	14° Pitch, 54" Sweep, ABS
Lead Wire:	80"
Downrod:	0.75"ID x 6"H Included
Mounting Slope:	Up to 30° standard
Hanging Weight:	17 lbs
Total Power:	45 W
Lumens:	2100
LED Power:	20 W
CRI:	90
Color Temperature:	3000K
LED Rated Life:	50,000 hrs

BLUETOOTH REMOTE CONTROL



RC20-WT
Included with each fan
6 speeds
ON/OFF



WC20-WT
Optional with each fan
6 speeds
ON/OFF



F-054L-MB/DK
Matte Black/Distressed Koa

54" Mod

ENERGY GUIDE

Standard	High Speed	Weighted Average
Electricity	24 W	17 W
Airflow	6817 CFM	4643 CFM
Energy Costs*	-	\$5 yr
Efficiency	-	266 CFM/W

* Estimated annual energy cost based on \$0.12 per kWh and 6.4 hours use per day.



TITLE 24
California Energy
Commission

TITLE 20
California Energy
Commission

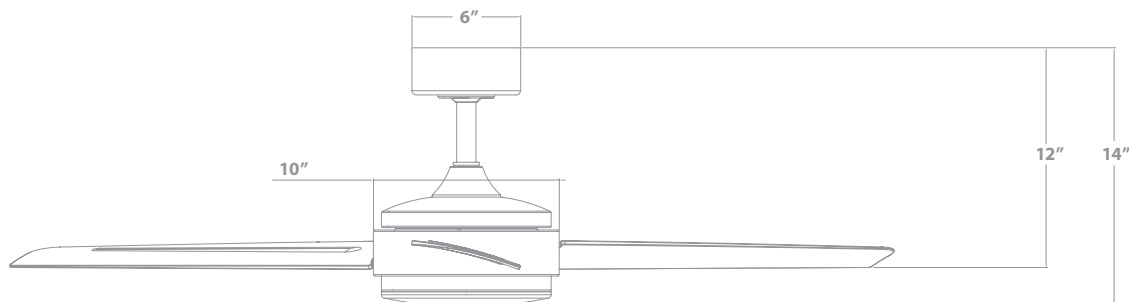
DC
MOTOR



PATENTED



F-054L-SB/MB
Soft Brass/Matte Black







TITLE 24
California Energy
Commission

TITLE 20
California Energy
Commission

DC
MOTOR



PATENTED

ODYSSEY

Shown: F-005L-MW

52 inch: F-005L

Finish	Housing	Blade
BN	Brushed Nickel	Titanium Silver
MB	Matte Black	Matte Black
MW	Matte White	Matte White

SPECIFICATIONS

52" Odyssey

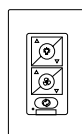
Blade:	12° Pitch, 52" Sweep, ABS
Lead Wire:	80"
Downrod:	0.75"ID x 4.5"H Included
Mounting Slope:	Up to 30° standard
Hanging Weight:	14 lbs
Total Power:	45 W
Lumens:	2100
LED Power:	23.5 W
CRI:	90
Color Temperature:	3000K
LED Rated Life:	50,000 hrs

BLUETOOTH REMOTE CONTROL



RC20-WT
Included with each fan
6 speeds
ON/OFF

OPTIONAL BLUETOOTH WALL CONTROL



WC20-WT
Optional with each fan
6 speeds
ON/OFF



F-005L-MB
Matte Black



F-005L-BN
Brushed Nickel/Titanium Silver

52" Odyssey

ENERGY GUIDE

Standard	High Speed	Weighted Average
Electricity	28 W	21 W
Airflow	5042 CFM	3221 CFM
Energy Costs*	-	\$6 yr
Efficiency	-	155 CFM/W

* Estimated annual energy cost based on \$0.12 per kWh and 6.4 hours use per day.



TITLE 24
California Energy
Commission

TITLE 20
California Energy
Commission

DC
MOTOR

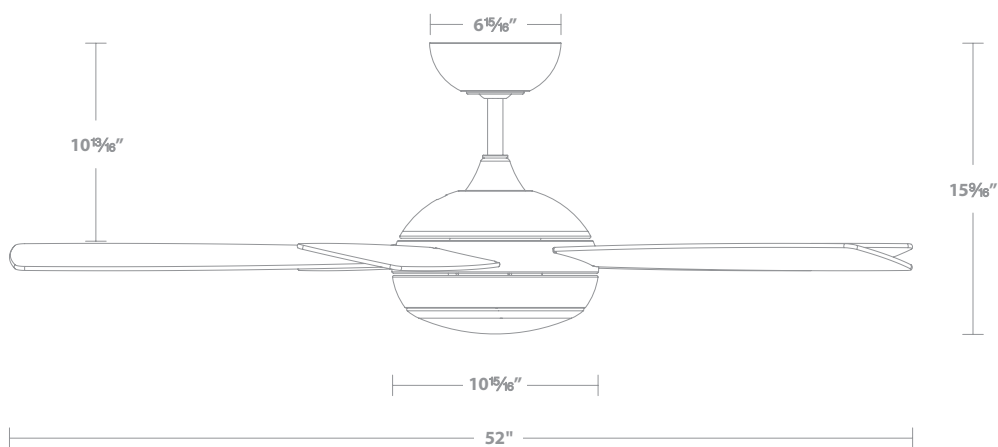


 DAMP

PATENTED



F-005L-MW
Matte White







TITLE 24
California Energy
Commission

TITLE 20
California Energy
Commission

DC
MOTOR



PATENTED

ODYSSEY FLUSH

44" & 52"

Shown: F-034L-MB

44 inch: F-034L

52 inch: F-035L

Finish	Housing	Blade
BN	Brushed Nickel	Titanium Silver
MB	Matte Black	Matte Black
MW	Matte Black	Matte White

SPECIFICATIONS

44 & 52" Odyssey

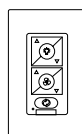
Blade:	12° Pitch, 44 or 52" Sweep, ABS
Lead Wire:	8"
Hanging Weight:	12.5 / 12.5 lbs
Total Power:	46.5 / 55 W
Lumens:	2100
LED Power:	24.5 W
CRI:	90
Color Temperature:	3000K
LED Rated Life:	50,000 hrs

BLUETOOTH REMOTE CONTROL



RC20-WT
Included with each fan
6 speeds
ON/OFF

OPTIONAL BLUETOOTH WALL CONTROL



WC20-WT
Optional with each fan
6 speeds
ON/OFF



F-034L-MW
Matte White



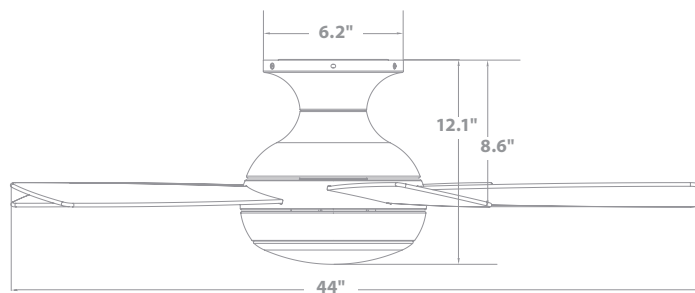
F-034L-BN
Brushed Nickel/Titanium Silver

44" Odyssey

ENERGY GUIDE

Standard	High Speed	Weighted Average
Electricity	22 W	18 W
Airflow	3517 CFM	2132 CFM
Energy Costs*	-	\$5 yr
Efficiency	-	121 CFM/W

* Estimated annual energy cost based on \$0.12 per kWh and 6.4 hours use per day.





TITLE 24
California Energy
Commission

TITLE 20
California Energy
Commission

DC
MOTOR



PATENTED



F-035L-BN
Brushed Nickel/Titanium Silver



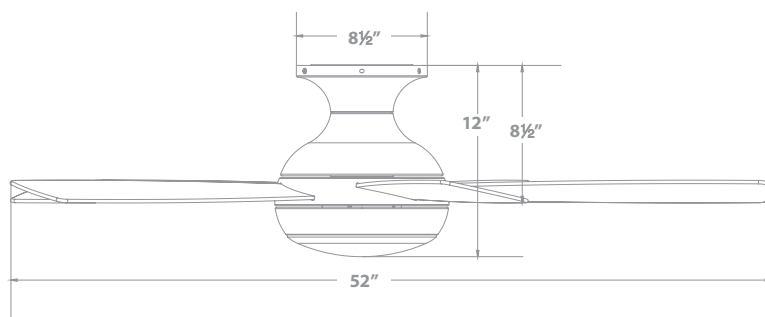
F-035L-MB
Matte Black

52" Odyssey

ENERGY GUIDE

Standard	High Speed	Weighted Average
Electricity	31 W	23 W
Airflow	4782 CFM	2999 CFM
Energy Costs*	-	\$6 yr
Efficiency	-	132 CFM/W

* Estimated annual energy cost based on \$0.12 per kWh and 6.4 hours use per day.







TITLE 24
California Energy
Commission

TITLE 20
California Energy
Commission

DC
MOTOR



PATENTED

ROTARY

Shown: F-099L-MB/SB

65 inch: F-096L

Finish	Housing	Blade
MB/BN	Brushed Nickel	Matte Black
MB/SB	Soft Brass	Matte Black

SPECIFICATIONS

65" Rotary

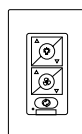
Blade:	14° Pitch, 65" Sweep, ABS
Lead Wire:	80"
Downrod:	1"ID x 6"H Included
Mounting Slope:	Up to 30° standard
Hanging Weight:	21 lbs
Total Power:	44 W
Lumens:	1600
LED Power:	20 W
CRI:	90
Color Temperature:	2700K, 3000K, 4000K, 5000K Selectable
LED Rated Life:	50,000 hrs

BLUETOOTH REMOTE CONTROL



RC20-WT
Included with each fan
6 speeds
ON/OFF

OPTIONAL BLUETOOTH WALL CONTROL



WC20-WT
Optional with each fan
6 speeds
ON/OFF



F-099L-MB/BN
Matte Black/Brushed Nickel

65" Rotary

ENERGY GUIDE

Standard	High Speed	Weighted Average
Electricity	38 W	25 W
Airflow	7018 CFM	4717 CFM
Energy Costs*	-	\$7 yr
Efficiency	-	185 CFM/W

* Estimated annual energy cost based on \$0.12 per kWh and 6.4 hours use per day.



TITLE 24
California Energy
Commission

TITLE 20
California Energy
Commission

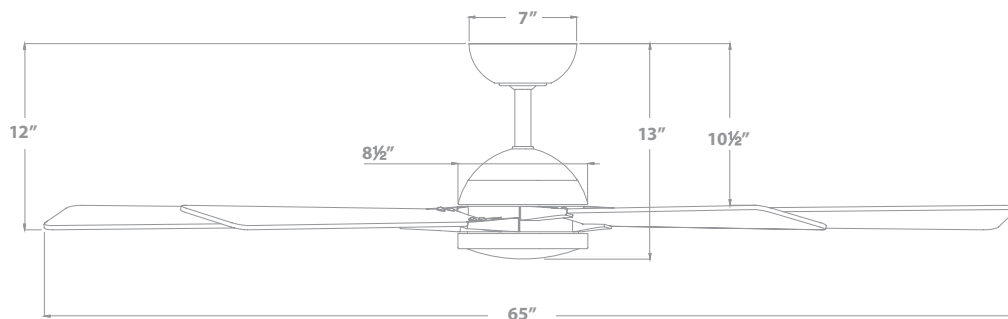
DC
MOTOR



PATENTED



F-099L-MB/SB
Matte Black/Soft Brass







TITLE 24
California Energy
Commission

TITLE 20
California Energy
Commission

DC
MOTOR



PATENTED

STELLA

Shown: F-056L-MB

60 inch: F-056

60 inch: F-056L

Finish	Housing	Blade
MB	Matte Black	Matte Black
MW	Matte White	Matte White

SPECIFICATIONS

60" Stella

Blade:	16° Pitch, 60" Sweep, ABS
Lead Wire:	80"
Downrod:	0.75"ID x 6"H Included
Mounting Slope:	Up to 30° standard
Hanging Weight:	12 lbs

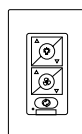
Luminaire Version

Total Power:	39 W
Lumens:	1100
LED Power:	13 W
CRI:	90
Color Temperature:	3000K
LED Rated Life:	50,000 hrs

BLUETOOTH REMOTE CONTROL



RC20-WT
Included with each fan
6 speeds
ON/OFF



WC20-WT
Optional with each fan
6 speeds
ON/OFF



F-056L-MW
Matte White

60" Stella

ENERGY GUIDE

Standard	High Speed	Weighted Average
Electricity	26 W	20 W
Airflow	5906 CFM	3946 CFM
Energy Costs*	-	\$6 yr
Efficiency	-	195 CFM/W

* Estimated annual energy cost based on \$0.12 per kWh and 6.4 hours use per day.



TITLE 24
California Energy
Commission

TITLE 20
California Energy
Commission

DC
MOTOR

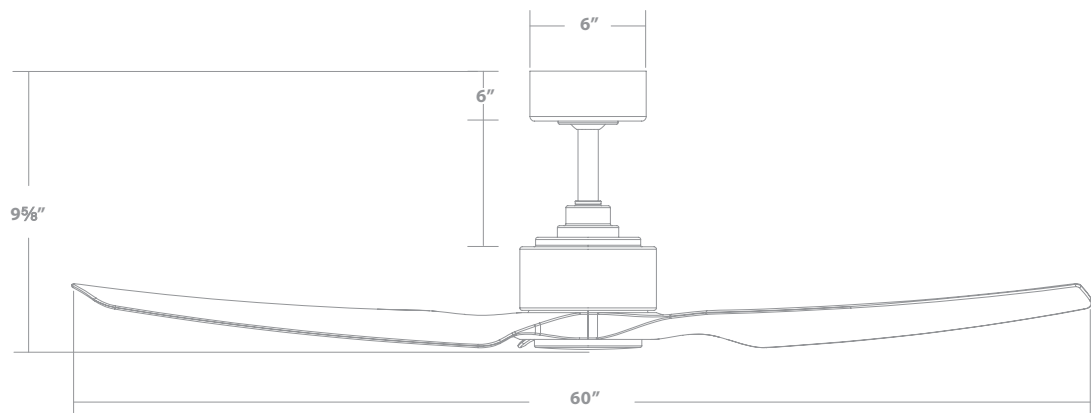


PATENTED



F-056L-MB
Matte Black

*Shown with included luminaire cover







TITLE 24
California Energy
Commission

TITLE 20
California Energy
Commission

DC
MOTOR



New Finish for 2025



PATENTED

SWIRL

Shown: F-074L-MB/DK

54 inch: F-074L

Finish	Housing	Blade
MB	Matte Black	Matte Black
MB/DK	Matte Black	Distressed Koa
MW*	Matte White*	Matte White*
SB/MB	Soft Brass	Matte Black
SB/MW	Soft Brass	Matte White

*NEW Finish for 2025

SPECIFICATIONS

54" Swirl

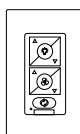
Blade:	24° Pitch, 54" Sweep, ABS
Lead Wire:	80"
Downrod:	0.75"ID x 6"H Included
Mounting Slope:	Up to 30° standard
Hanging Weight:	17 lbs
Total Power:	56 W
Lumens:	1600
LED Power:	19.5 W
CRI:	90
Color Temperature:	3000K
LED Rated Life:	50,000 hrs

BLUETOOTH REMOTE CONTROL



RC20-WT
Included with each fan
6 speeds
ON/OFF

OPTIONAL BLUETOOTH WALL CONTROL



WC20-WT
Optional with each fan
6 speeds
ON/OFF



F-074L-SB/MB
Soft Brass/Matte Black



F-074L-MW
Matte White



F-074L-MB/DK
Matte Black/Distressed Koa

54" Swirl

ENERGY GUIDE

Standard	High Speed	Weighted Average
Electricity	36 W	25 W
Airflow	5650 CFM	3687 CFM
Energy Costs*	-	\$7 yr
Efficiency	-	150 CFM/W

* Estimated annual energy cost based on \$0.12 per kWh and 6.4 hours use per day.



TITLE 24
California Energy
Commission

TITLE 20
California Energy
Commission

DC
MOTOR



New Finish for 2025



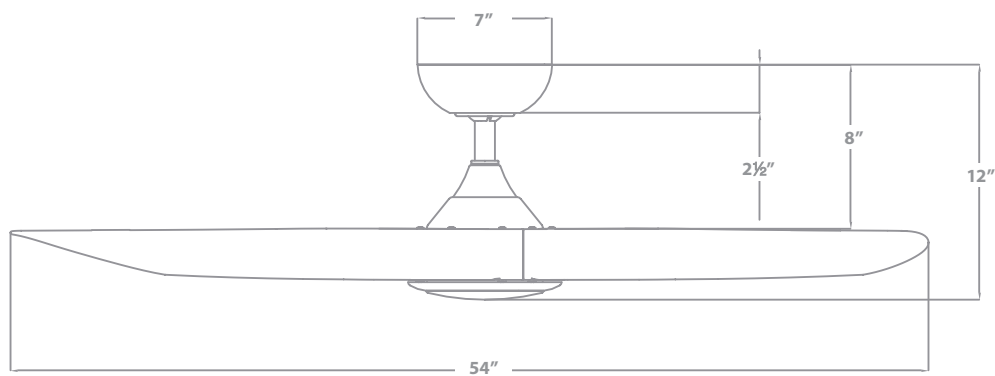
PATENTED



F-074L-MB
Matte Black



F-074L-SB/MW
Soft Brass/Matte White







TITLE 24
California Energy
Commission

TITLE 20
California Energy
Commission

DC
MOTOR



PATENTED

SWIRL 5

New for 2025

Shown: F-105L-MB/DK

56 inch: F-105L

Finish	Housing	Blade
MB	Matte Black	Matte Black
MB/DK	Matte Black	Distressed Koa

SPECIFICATIONS

56" Swirl 5

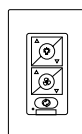
Blade:	30° Pitch, 56" Sweep, ABS
Lead Wire:	80"
Downrod:	0.75"ID x 6"H Included
Mounting Slope:	Up to 30° standard
Hanging Weight:	14 lbs
Total Power:	59 W
Lumens:	1991 - 2159 (Based on CCT)
LED Power:	21 W
CRI:	90
Color Temperature:	2700K, 3000K, 4000K, 5000K (selectable)
LED Rated Life:	50,000 hrs

BLUETOOTH REMOTE CONTROL



RC20-WT
Included with each fan
6 speeds
ON/OFF

OPTIONAL BLUETOOTH WALL CONTROL



WC20-WT
Optional with each fan
6 speeds
ON/OFF



F-105L-MB/DK
Matte Black/Distressed Koa

56" Swirl 5 | New for 2025

ENERGY GUIDE

Standard	High Speed	Weighted Average
Electricity	35 W	27 W
Airflow	6408 CFM	4439 CFM
Energy Costs*	-	\$8 yr
Efficiency	188 CFM/W	188 CFM/W

* Estimated annual energy cost based on \$0.12 per kWh and 6.4 hours use per day.



TITLE 24
California Energy
Commission

TITLE 20
California Energy
Commission

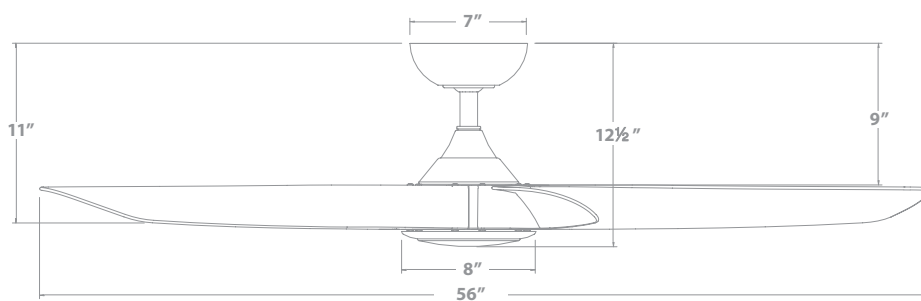
DC
MOTOR



PATENTED



F-105L-MB
Matte Black







TITLE 24
California Energy
Commission

TITLE 20
California Energy
Commission

DC
MOTOR



PATENTED

VIPER

Shown: F-071L-MB

60 inch: F-071L

Finish	Housing	Blade
BN/MB	Brushed Nickel	Matte Black
MB	Matte Black	Matte Black
MB/SB	Soft Brass	Matte Black

SPECIFICATIONS

60" Viper

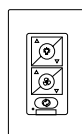
Blade:	20° Pitch, 60" Sweep, ABS
Lead Wire:	80"
Downrod:	0.75"ID x 4.5"H Included
Mounting Slope:	Up to 30° standard
Hanging Weight:	17 lbs
Total Power:	59 W
Lumens:	1600
LED Power:	19.5 W
CRI:	90
Color Temperature:	3000K
LED Rated Life:	50,000 hrs

BLUETOOTH REMOTE CONTROL



RC20-WT
Included with each fan
6 speeds
ON/OFF

OPTIONAL BLUETOOTH WALL CONTROL



WC20-WT
Optional with each fan
6 speeds
ON/OFF



F-071L-MB/SB
Soft Brass/Matte Black

60" Viper

ENERGY GUIDE

Standard	High Speed	Weighted Average
Electricity	27 W	20 W
Airflow	5501 CFM	3919 CFM
Energy Costs*	-	\$6 yr
Efficiency	-	194 CFM/W

* Estimated annual energy cost based on \$0.12 per kWh and 6.4 hours use per day.



TITLE 24
California Energy
Commission

TITLE 20
California Energy
Commission

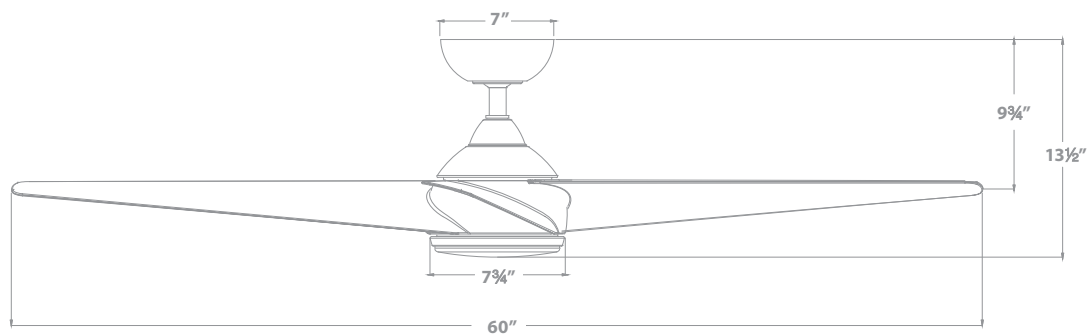
DC
MOTOR



PATENTED



F-071L-MB
Matte Black



ACCESSORIES

Bluetooth Remote Control



RC20-WT

6 fan speeds
100-0% dimming
ON/OFF/REVERSE

Bluetooth Wall Control



WC20-WT

6 fan speeds
Dims light to 1%
ON/OFF/REVERSE

Suggested Downrod Height Usage

Ceiling Height	15'	14'	13'	12'	11'	10'	9'
Downrod	72"	60"	48"	36"	24"	18"	12"

Sloped Ceiling Kit

Designed to accommodate buildings with steeper sloped ceilings up to 45° or 12/12 pitch

Sloped Ceiling Kit



SC-SCK

BN	Brushed Nickel	MW	Matte White
BZ	Bronze	OB	Oil-Rubbed Bronze
MB	Matte Black	SB	Soft Brass

Example: **XF-SCK-TT**

Downrod and Cap Couplers

Downrod



DR-12	12in	DR-48	48in
DR-18	18in	DR-60	60in
DR-24	24in	DR-72	72in
DR-36	36in		

All our downrods are 0.75" I.D. and are threaded on the motor end to create an extra layer of security and allow for adjustments in the field.

Downrod Couplers



DC-I

Connects two downrods together

Example: **DR-18-MB**

Sloped Ceiling Degree Conversion Chart

Degree	4-8°	9-13°	14-17°	18-21°	22-25°	26-29°	30-32°	33-35°	36-38°	39-41°	42-44°	45°
Ceiling Slope Pitch	1/12 Pitch	2/12 Pitch	3/12 Pitch	4/12 Pitch	5/12 Pitch	6/12 Pitch	7/12 Pitch	8/12 Pitch	9/12 Pitch	10/12 Pitch	11/12 Pitch	12/12 Pitch

Alphabetical Index

Aella	16
Blitzen	20
Clean	24
Eclipse	26
Flair •	8
Gage •	4
Hug 44	32
Hug 52	32
Loft	36
Mocha	40
Mocha XL	44

• New model for 2025 * New finish for 2025

Mod	48
Novelle •	12
Odyssey	52
Odyssey Flush 44	56
Odyssey Flush 52	56
Rotary	60
Stella	64
Swirl *	68
Swirl 5 •	72
Viper	76

Entire Line of WAC Smart Fans

Size	Model	Name	Page	Finishes	Wet Listing	Luminaire	CFM
22"	F-096L	AELLA	16	AB/MB, BN, MB	DAMP	YES	1191
38"	F-094L	LOFT	36	MB, MW, SB/MB	WET	YES	4057
44"	F-036L	HUG	32	BN, MB, MW	DAMP	YES	3619
44"	F-034L	ODYSSEY FLUSH	56	BN, MB, MW	DAMP	YES	3517
52"	F-003	CLEAN	24	BA, MB, MW, SB/MB, SB/MW	WET	NO	5924
52"	F-003L	CLEAN	24	BA, MB, MW, SB/MB, SB/MW	WET	YES	5924
52"	F-104L	GAGE	4	BN/SL, MB, MW	DAMP	YES	6273
52"	F-037L	HUG	32	BN, MB, MW	DAMP	YES	4469
52"	F-109L	NOVELLE	12	MB, MW	WET	YES	4430
52"	F-005L	ODYSSEY	52	BN, MB, MW	DAMP	YES	5042
52"	F-035L	ODYSSEY FLUSH	56	BN, MB, MW	DAMP	YES	4782
54"	F-060	BLITZEN	20	BN, MB, MW, SB/MB	DAMP	NO	4796
54"	F-060L	BLITZEN	20	BN, MB, MW, SB/MB	DAMP	YES	4796
54"	F-053L	ECLIPSE	28	SB/MB, SB/MW	DAMP	YES	5106
54"	F-054L	MOD	48	MB/DK, SB/MB	WET	YES	6817
54"	F-001	MOCHA	40	BA, MB, MW, OB	WET	NO	6872
54"	F-001L	MOCHA	40	BA, MB, MW, OB	WET	YES	6872
54"	F-074L	SWIRL	68	MB, MB/DK, MW, SB/MB, SB/MW	WET	YES	5650
56"	F-103L	FLAIR	8	BZ, MB, MW	WET	YES	6408
56"	F-105L	SWIRL 5	72	MB, MB/DK	WET	YES	6582
60"	F-056L	STELLA	64	MB, MW	WET	YES	5906
60"	F-071L	VIPER	76	BN/MB, MB, MB/SB	WET	YES	5501
65"	F-099L	ROTARY	60	BN/MB, SB/MB	DAMP	YES	7018
66"	F-064	MOCHA XL	44	MB, MW	WET	NO	10853
66"	F-064L	MOCHA XL	44	MB, MW	WET	YES	10853

NOTES:

Headquarters

Tel: 800.526.2588

Fax: 800.526.2585

44 Harbor Park Dr
Port Washington, NY 11050

Distribution and Assembly Facilities

South East

1600 Distribution Ct
Lithia Springs, GA 30122

Central

1700 South J Elmer Weaver Freeway
Suite 100
Cedar Hill, TX 75104

West

1750 S Archibald Ave
Ontario, CA 91761

Consult our manufacturing facility to take advantage of our custom capabilities
in large quantities. For up to date product specifications and assistance
please visit **wacighting.com**
or call:
1-866-810-6615



WACLIGHTING.COM



WAC

SMART FANS

We retain the right to modify the design of our product at any time as part of the company's continuous improvement program. Please refer to our website for the latest product specifications.

This catalog includes many patented and patent-pending products or features. We will not hesitate to enforce our intellectual property rights through injunctive relief and seek further relief through damages if we have reason to believe the patents are being infringed.

Copyright © 2025. All rights reserved. This catalog is copyrighted. We will use all measures available to us under the law against anyone who copies or derives from our copyrighted work.

WACLIGHTING.COM